

USDA Foreign Agricultural Service

GAIN Report

Global Agricultural Information Network

THIS REPORT CONTAINS ASSESSMENTS OF COMMODITY AND TRADE ISSUES MADE BY
USDA STAFF AND NOT NECESSARILY STATEMENTS OF OFFICIAL U.S. GOVERNMENT
POLICY

Voluntary Public

Date: 8/27/2015

GAIN Report Number:

Mozambique

Post: Pretoria

Agricultural Economic Fact Sheet

Report Categories:

Agriculture in the Economy

Approved By:

Justina Torry

Prepared By:

Almeida Zacarias and Dirk Esterhuizen

Report Highlights:

Mozambique's agricultural sector is characterized mainly by subsistence farming, with commercial lands focusing mainly on sugar, tobacco, cotton and cashew nuts. Agricultural exports reached \$700 million in 2014, while agricultural imports were around one billion dollar. Mozambique's trade with the United States is relatively small with a total trade balance of about \$40 million. Cashew nuts are the major product exported by Mozambique to the United States.



Mozambique

Agricultural Economic Fact Sheet

Foreign Agricultural Service
United States Embassy in Mozambique

(updated August 2015)

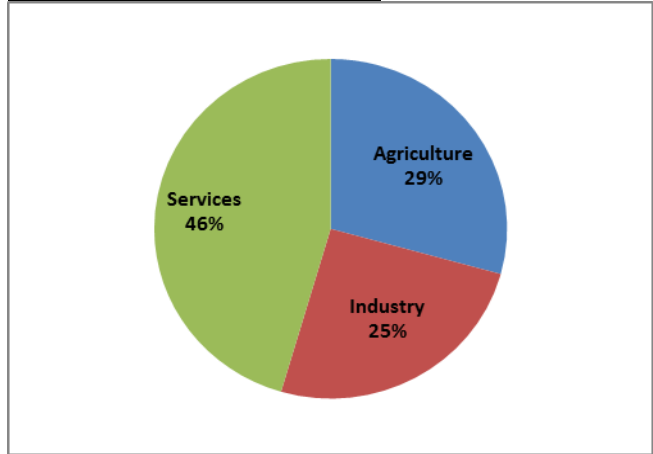
General

- Mozambique’s agricultural sector is characterized mainly by **subsistence farming**.
- Mozambique’s total land area covers **79 million hectares** (ha) [as big as Texas and Mississippi combined] with a potential agricultural area of 49 million ha or 62% of total land area.
- **Arable land area** covers currently only **5.8 million ha** or 7% of total land area.
- Over 80% of the total cultivated area is used for the production of **staple food crops for self-consumption**.
- Each household cultivates an **average of 1.2 ha with no formal land title deeds**. Farming involves the whole family but with **women as the head of agricultural production**.
- The use of tractors, ploughs, fertilizers and pesticides is limited. Hence, **productivity per ha is low**, but the **potential for agricultural growth is significant**.
- **Commercial** production includes sugar, tobacco, cotton, cashew nuts and sesame seed.
- **Agricultural output increased by 50% in the past 10 years** driven by private sector investment.

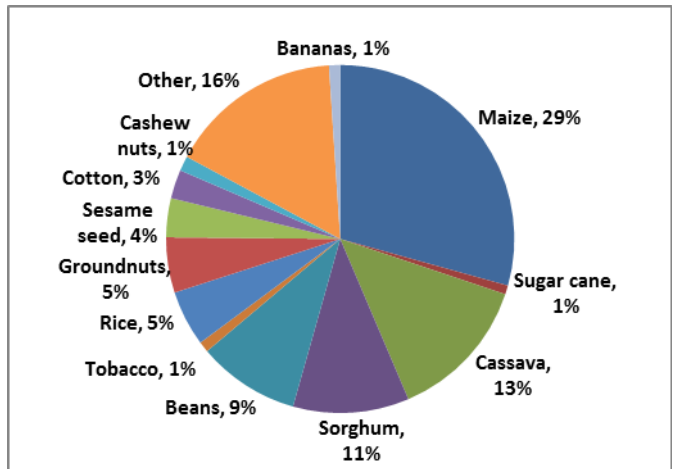
<u>Economic Facts</u>	<u>2012</u>	<u>2013</u>	<u>2014</u>
GDP at current prices (billions)	\$15.0	\$15.4	\$16.9
GDP/capita	\$595	\$597	\$638
GDP growth	7.1%	7.3%	7.4%
Population (millions)	25.2	25.8	26.5
Inflation	2.6%	4.3%	2.6%
Exchange Rate (MZM)	28/\$1	30/\$1	31/\$1

Trends in Mozambique’s Agricultural Trade:

Composition of the Economy:

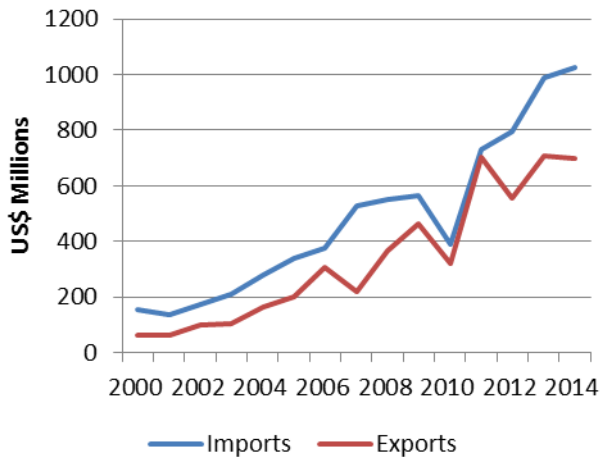


Major crops produced (hectares):

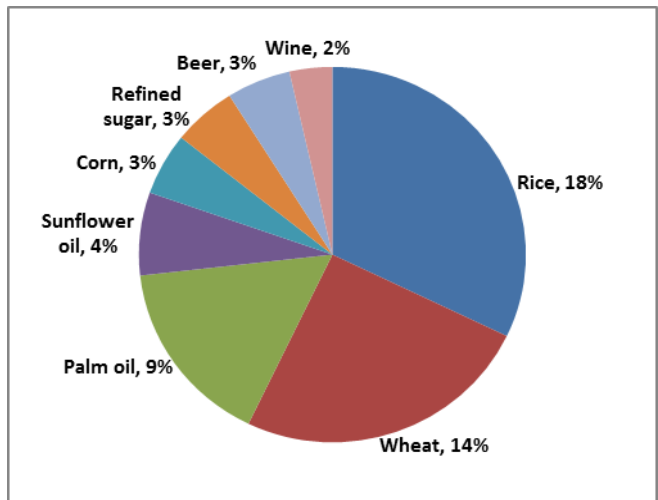


Agricultural Trade

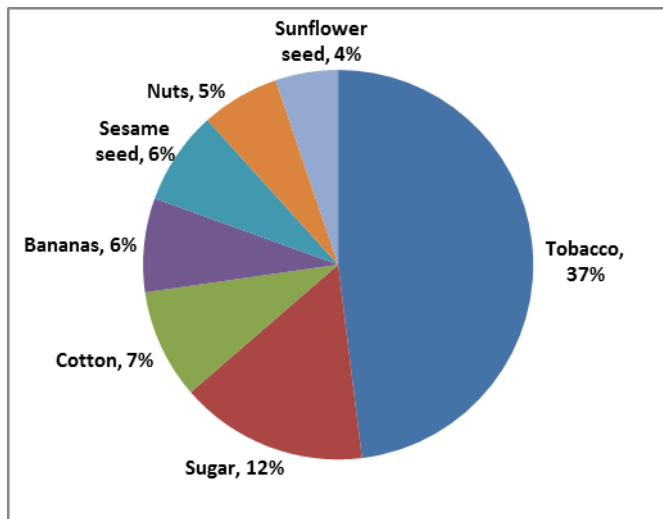
(US\$ millions)	<u>2012</u>	<u>2013</u>	<u>2014</u>
Total ag exports	\$555	\$709	\$699
% of total Moz exports	16.0%	17.6%	14.8%
Total ag imports	\$793	\$990	\$1,024
% of total Moz imports	12.8%	9.8%	11.7%



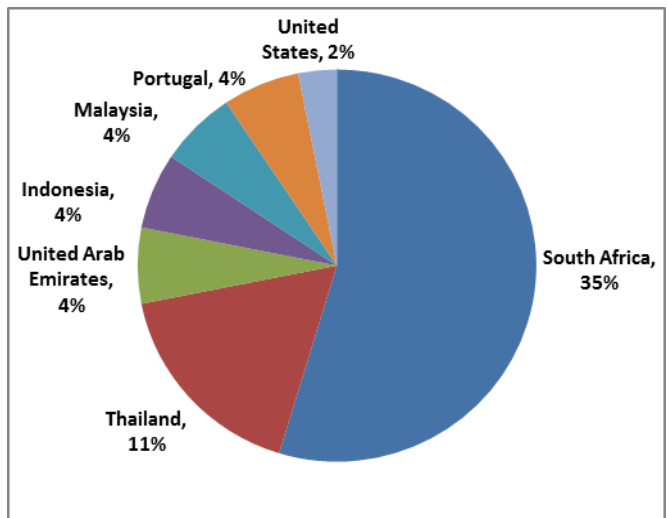
Major Agricultural Products Imported (value):



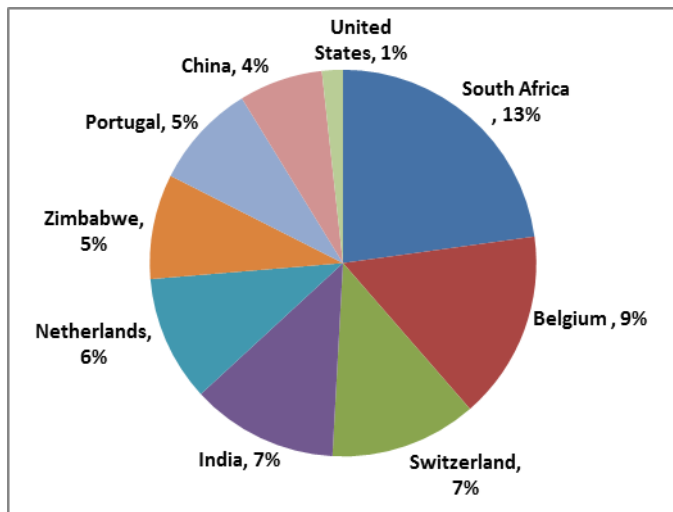
Major Agricultural Products Exported (value):



Major Agricultural Import Countries (value):



Major Export Destinations (value):



US – Mozambique Agricultural Trade

(US\$ millions)	<u>2012</u>	<u>2013</u>	<u>2014</u>
Moz ag exports to US	\$13	\$20	\$22
% of total Moz exports to US	21%	14%	40%
Moz ag imports from US	\$51	\$34	\$19
% of total imports from the US	20%	17%	12%

Major Ag Products Imported from the US:

